

# EZ Shelving

STORAGE SOLUTIONS

**HACCP**  
STANDARD


## HACCP Compliant

- The Smooth polypropylene surface is easy to wipe clean.
- Each EZ Shelving component is dishwasher safe.
- The ease of cleaning makes it easier to ensure a HACCP compliant operation with a hygienic storage area.

## Strong and Durable

- Posts and traverses, the weight bearing components are made with a steel core providing strength and durability to last.
- Easy to assemble and adjust.
- Build a shelving system to suit your requirements.
- EZ shelving is available in two post heights - 1600mm and 1800mm.
- EZ shelving is available in two shelf widths - 455mm and 610mm.
- Corner connectors and mobile units are also available.

## EZ to assemble!



## EZ to clean!



## Mobile unit




## Rust Free

- For use in any area.
- EZ Shelving won't rust when washed or placed in a wet or humid area.
- EZ Shelving is ideal for use in refrigerators, freezers, dry stores and any other areas shelving is required.

# EZ Shelving

STORAGE SOLUTIONS



**EZ AND QUICK TO CLEAN**

**EZ TO ADJUST AND CONFIGURE**

**STRONG DURABLE AND STABLE**

**RUST FREE**

**THE PERFECT  
STORAGE SOLUTION!**

**Reward  
Hospitality**

CONTACT US TODAY

1800 473 927 ☎  
customerservice@rewardh.com.au ✉  
www.rewardhospitality.com.au 🌐

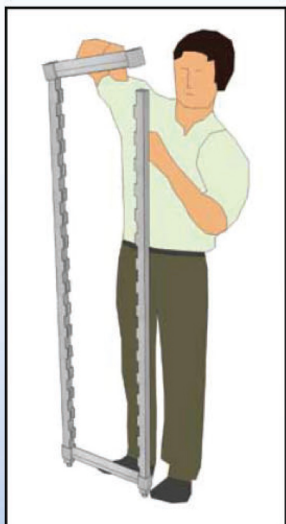
# EZ Shelving

STORAGE SOLUTIONS

## EZ AND QUICK ASSEMBLY

Equipment you will need:

- Rubber mallet
- Adjustable spanner



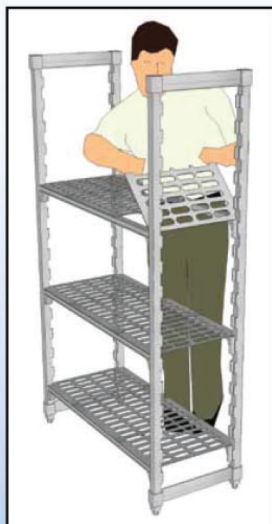
### Position 1

- Remove the posts and post connectors from the packaging.
- Connect the posts with the post connectors. Note the arrows on the connectors and please ensure the arrow always points to the ground when assembling.



### Position 2

- Remove the traverses from the packaging.
- Match the dovetail connector on the post with the dovetail connector on the traverse. Slide into position.
- Gently tap them firmly into place with a rubber mallet (do not use a metal hammer as this may damage the unit).
- Repeat the process until all the traverses are in position.



### Position 3

- Remove the shelf plates from the packaging.
- Position the plates on the traverses.
- Please ensure the notched shelf plates fit snugly against the poles.
- Ensure unit is level prior to loading by adjusting the feet and place into position.

## Vented Starter Units

HEIGHT 1800mm 4 Tier 71"							
WIDTH	LENGTH	910mm 36"	1060mm 42"	1220mm 48"	1370mm 54"	1525mm 60"	1825mm 72"
455mm	Order Code	4257268	4257269	4257270	4257283	4257284	4257285
18"	Cube M3	0.079	0.094	0.104	0.114	0.134	0.155
610mm	Order Code		4257265	4257266	4257264	4257267	
24"	Cube M3	0.093	0.11	0.121	0.134	0.158	0.184

1800mm 5 Tier							
455mm	Order Code						
18"	CUBE M3	0.112	0.138	0.148	0.169	0.192	0.234
610MM	Order Code						
24"	CUBE M3	0.137	0.17	0.181	0.208	0.234	0.294

Load Capacity	250kg	250kg	220kg	220kg	200kg	200kg
---------------	-------	-------	-------	-------	-------	-------

## Vented Starter Add-on Units

HEIGHT 1800mm 4 Tier 71"							
WIDTH	LENGTH	910mm 36"	1060mm 42"	1220mm 48"	1370mm 54"	1525mm 60"	1825mm 72"
455mm	Order Code					----	
18"	Cube M3	0.054	0.69	0.079	0.089	0.109	0.130
610mm	Order Code						
24"	Cube M3	0.066	0.083	0.154	0.181	0.207	0.267

1800mm 5 Tier							
455mm	Order Code						
18"	Cube M3	0.087	0.113	0.123	0.164	0.167	0.209
610mm	Order Code						
24"	Cube M3	0.110	0.143	0.154	0.181	0.207	.267

Load Capacity	250kg	250kg	220kg	220kg	200kg	200kg
---------------	-------	-------	-------	-------	-------	-------

## Spare Parts

CORNER CONNECTOR

Order Code	

CASTORS SET OF 4 (2 Swivels and 2 Brakes)

Order Code	Size	
	5"	

Corner Connectors are recommended for use on Traverses equal to or shorter than 1220mm. When using corner connectors weight bearing capacity will decrease to 180kg per shelf.

**Reward  
Hospitality**

CONTACT US TODAY

1800 473 927  
 customerservice@rewardh.com.au  
 www.rewardhospitality.com.au